



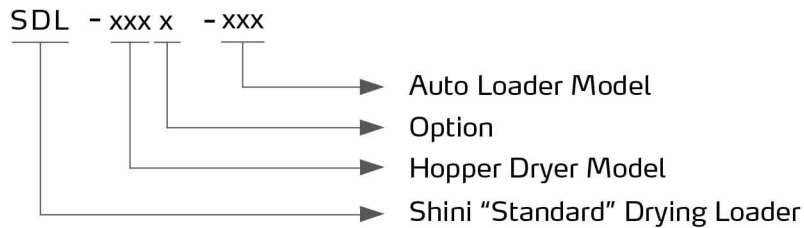
"Standard" Drying Loader

SDL-100-700G



Refer carefully to this manual before operation.

Coding Principle



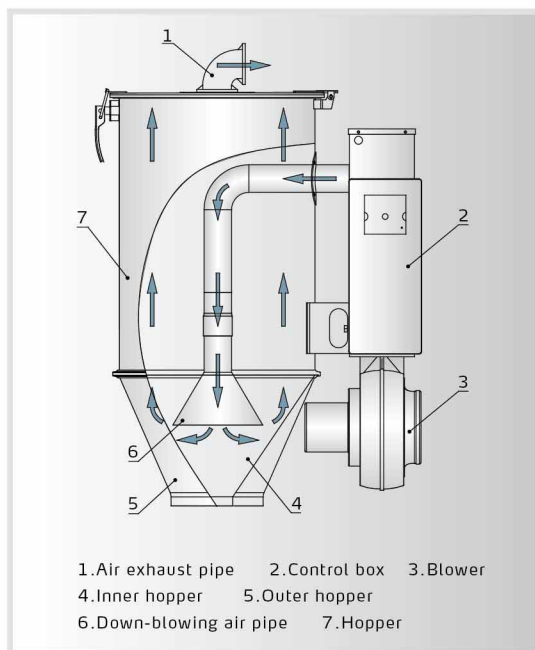
Features

- Integrate material drying and conveying function into portable unit .
- All material contact surfaces are made of stainless steel to eliminate material contamination.
- Single tube suction box is standard accessory.
- SDL-150 and even smaller models below are equipped with standard base.
SDL-200 and even bigger models above it are equipped with magnetic base.
- Overheat tripping can automatically cut off power when drying temperature exceeds set deviation value.
- Adopts heat-insulated blower for better blower lifespan.
- All models adopt microcomputer control and RS485 communication port (SAL-900G is not included) .



SDL-200 -810G

Working Principle



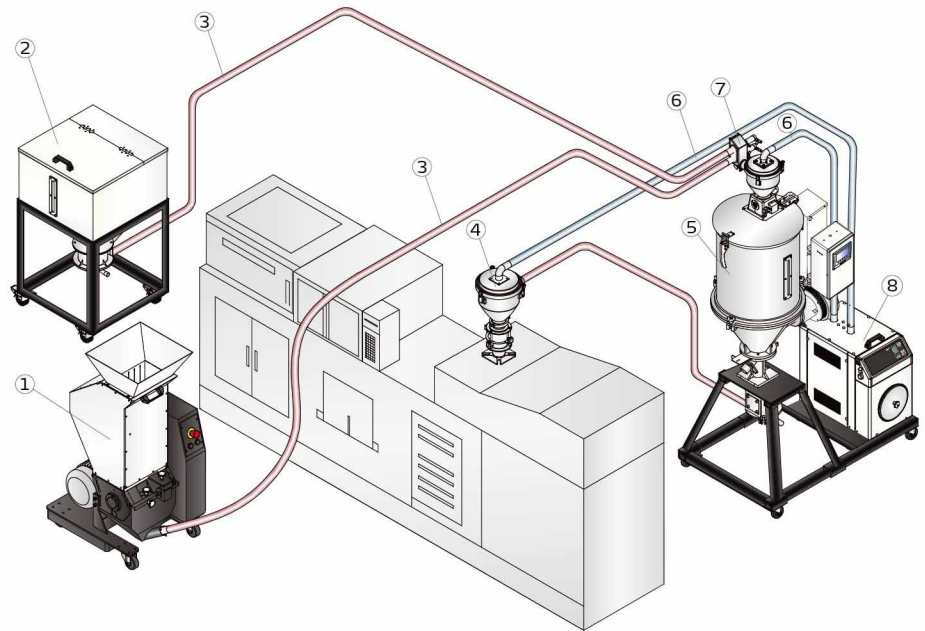
Drying: ambient air is blown into drying hopper after heated by heater pipe. Hot air is distributed evenly via shade or screen separator over the material. Moisture in the material is removed slowly over time. Hot air recycler is optional so the air enters drying blower after being filtered to form a closed loop circle and save electricity.

Conveying: firstly vacuum will be formed inside the hopper by the suction of high-pressure blower which produces differential pressures between hopper inside and outside. Under the force of differential pressures and continuous suction, material and air mixture will be sucked into hopper. Due to blocking of internal filter, material will be accumulated in the hopper while air is sent out through air outlet by blower. Use SAL-700G/810G for a single conveying system, use SAL-900G for two-stage conveying system. Return circuit of material suction is controlled by the three way valve inside hopper loader.

Application

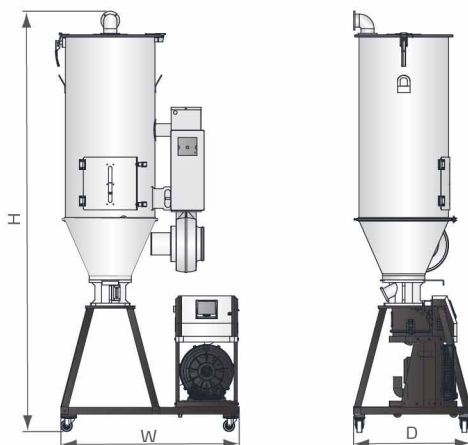
SDL "standard" drying loader integrates drying and conveying function into portable unit. The drying section mainly is the SHD hopper dryer, and the conveying section mainly is the "Standard" Separate-vacuum Hopper Loader, which are assembled with other necessary accessories. The loader also can be selected to convey the plastics as to realize auto feeding with less labor work. SAL-900G series of loaders have two-stage conveying function.

1. Low-speed granulator
2. Material storage tank
3. Material pipe
4. Photosensor hopper receiver SVH
5. Hopper dryer
6. Vacuum pipe
7. Proportional valve
8. Auto loader



SDL-xxx-900G Application (Two-stage Conveying)

Outline Drawings



To work with



SVH



SMH

Specifications

Model	optional dryer model	optional loader model	optional hopper model	conveying capacity (kg/hr)	Hopper Capacity(L)	Dimension H × W × D	Weight
SDL-25-700G	SEHD-25	SAL-700G	1 × SVH-6L	300	6	1769×1079×708	95
SDL-25-810G	SEHD-25	SAL-810G					
SDL-25-900G	SEHD-25	SAL-900G	1 × SVH-6L 1 × SMH-6L	450	2 × 6		
SDL-50-700G	SEHD-50	SAL-700G	1 × SVH-6L	300	6	1956×1079×708	110
SDL-50-810G	SEHD-50	SAL-810G					
SDL-50-900G	SEHD-50	SAL-900G	1 × SVH-6L 1 × SMH-6L	450	2 × 6		
SDL-75-700G	SEHD-75	SAL-700G	1 × SVH-6L	300	6	2255×1079×708	115
SDL-75-810G	SEHD-75	SAL-810G					
SDL-75-900G	SEHD-75	SAL-900G	1 × SVH-6L 1 × SMH-6L	450	2 × 6		
SDL-100-700G	SEHD-100	SAL-700G	1 × SVH-6L	300	6	2201×1079×708	115
SDL-100-810G	SEHD-100	SAL-810G					
SDL-100-900G	SEHD-100	SAL-900G	1 × SVH-6L 1 × SMH-6L	450	2 × 6		
SDL-150-700G	SEHD-150	SAL-700G	1 × SVH-6L	300	6	2541×1079×708	160
SDL-150-810G	SEHD-150	SAL-810G					
SDL-150-900G	SEHD-150	SAL-900G	1 × SVH-6L 1 × SMH-6L	450	2 × 6		
SDL-200-810G	SEHD-200	SAL-810G	1 × SVH-6L	300	6	2385×1140×840	210
SDL-200-900G	SEHD-200	SAL-900G	1 × SVH-6L 1 × SMH-6L	450	2 × 6		
SDL-300-810G	SEHD-300	SAL-810G	1 × SVH-6L	300	6	2690×1140×840	220
SDL-300-900G	SEHD-300	SAL-900G	1 × SVH-6L 1 × SMH-6L	450	2 × 6		
SDL-400-820G	SEHD-400	SAL-820G	1 × SVH-12L	400	12	2800×1240×1020	285
SDL-400-900G2	SEHD-400	SAL-900G2	1 × SVH-12L 1 × SMH-12L	700	2 × 12		

We reserve the right to change specifications without prior notice.